



Objective & Strategy

The objective of the fund is to achieve sustainable long-term capital growth by investing in a high conviction portfolio of global convertible securities. The fund will primarily invest in convertible bonds for companies having their registered office or carrying out the majority of their business in US, Europe and Asia, including emerging markets. As part of a long-term approach and in alignment with Mirabaud's DNA, an environmental, social and governance (ESG) analysis is fully integrated to the selection process. Mirabaud - Sustainable Convertibles Global was previously known as Mirabaud - Convertible Bonds Global. The name change was effective as of 24/07/2020. The fund strategy remains the same.

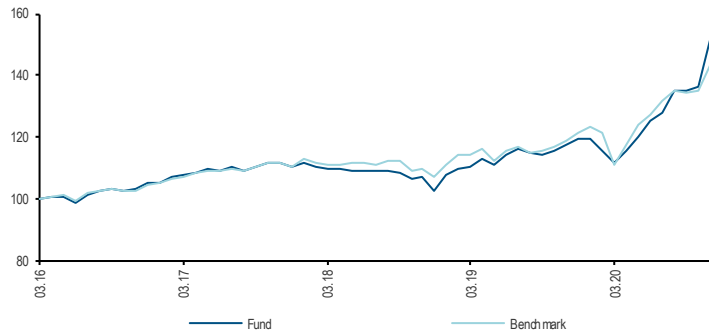
Investment Manager

Nicolas Crémieux, Senior Portfolio Manager in the Convertible Bonds team within Mirabaud Asset Management, is lead Portfolio Manager on the Mirabaud - Sustainable Convertibles Global as well as co-manages the Mirabaud - Convertible Bonds Europe fund. He has experience in the portfolio management industry since 2000. Prior to joining Mirabaud Asset Management in August 2013, Mr Crémieux was Head of Convertible Bond Management at Candriam between 2000 and 2013, where he managed two funds, as well as being Head of Technical Analysis. Mr Crémieux is a Certified European Financial Analyst Charterholder (EFFAS) and holds a Master's Degree in Finance and a Master's degree in Insurance and Risk Management from the University of Paris Dauphine.

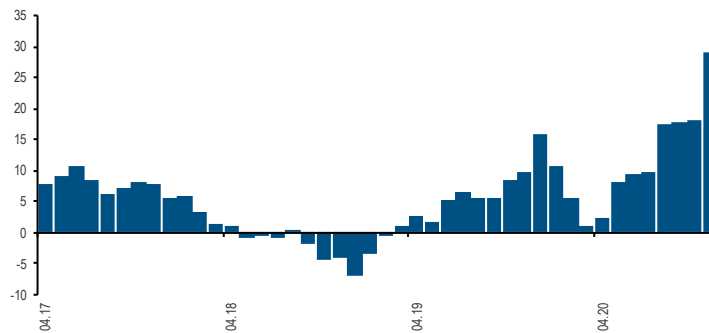
Monthly & Yearly Performances (%)

	Jan	Feb	Mar	Apr	May	Jun	Jul	Aug	Sep	Oct	Nov	Dec	Year
Fund 2020	-0.12	-2.87	-3.58	3.44	3.94	4.46	1.73	5.71	0.13	0.90	11.27		26.99
Benchmark	1.79	-1.37	-8.93	6.22	5.36	2.76	3.52	2.59	-0.65	0.40	6.46		18.59
Fund 2019	4.58	2.08	0.57	2.23	-1.75	3.13	1.57	-1.12	-0.31	0.71	1.72	1.70	15.98
Benchmark	3.88	2.43	0.22	1.56	-2.96	2.63	1.08	-1.43	0.19	1.16	1.58	2.23	13.10
Fund 2018	0.70	-0.74	-1.10	0.59	-0.91	-0.24	0.21	0.03	-0.48	-1.98	0.47	-3.72	-7.02
Benchmark	2.05	-0.92	-0.84	0.46	0.37	-0.25	-0.23	1.15	0.03	-2.93	0.58	-2.43	-3.01
Fund 2017	0.34	1.68	0.63	0.87	1.20	-0.66	0.79	-1.27	1.62	0.79	-0.01	-0.66	5.39
Benchmark	0.92	1.23	0.58	1.04	1.05	-0.50	0.77	-0.26	0.87	1.32	-0.32	-0.85	6.00
Fund 2016				0.83	0.07	-1.99	2.63	0.92	0.67	-0.17	0.40	1.64	5.03
Benchmark				0.46	0.69	-1.59	2.45	0.74	0.30	-0.12	0.01	1.30	4.27

Comparative Performance (since inception)



12 Months Rolling Returns (%)



Classification

Asset type	Single Manager - Traditional
Region	Global
Style	Convertible Bonds

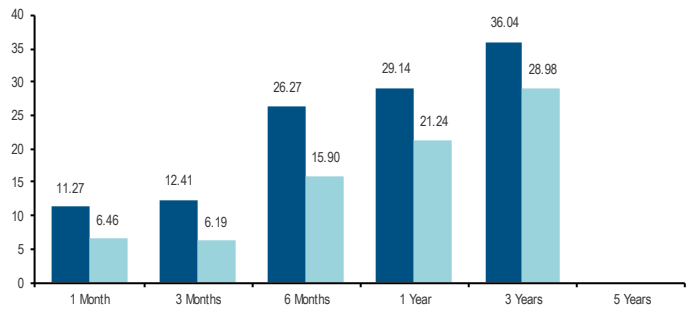
Fund Facts

NAV	151.59
Share Class Currency	USD
Share Class Currency Hedged	No
Share Class Inception Date	04.04.2016
Registration	CH / DE / ES / UK / IE / LU
Quotation	Daily
Domicile	Luxembourg
ISIN / Bloomberg	LU0972400278 / MCBGADU LX
Valoren / WKN	22310174 / A1XFJF
Lipper ID	-
Target Clients	All Investors
Subscription / Redemption	Daily / Daily
Subscription: Notice / Settlement	0 Business Day / 2 Business Days
Redemption: Notice / Settlement	0 Business Day / 4 Business Days
Mgmt. / Perf. Fees	1.50% / 20.0% High Water Mark
Minimum Investment	1 share
Fund Size (in share class ccy)	347.60 million USD
Fund Legal Type	SICAV
Legal Status	Open-ended
Dividends Distribution Policy	Distributed
Benchmark	Refinitiv Global Focus CB hedged USD
TER 31.12.2019	1.77%

Statistics

	Fund	Benchmark
Last Month Return (%)	11.27	6.46
Last 3 Months Return (%)	12.41	6.19
YTD Return (%)	26.99	18.59
Return since inception (%)	51.59	43.77
Annualized Return (since inception) (%)	9.34	8.11
Annualized Volatility (since inception) (%)*	7.77	6.14
Tracking Error (since inception) (%)*	4.71	
Sharpe Ratio (since inception)*	1.00	
Information Ratio (since inception)*	0.26	
Alpha (since inception) (%)*	1.84	
Beta (since inception)*	0.99	
Correlation (since inception)*	0.80	
Active Share (%)	96.00	
Duration	3.80	
YTM (%)	0.00	
Delta	0.56	
Current Yield (%)	1.75	

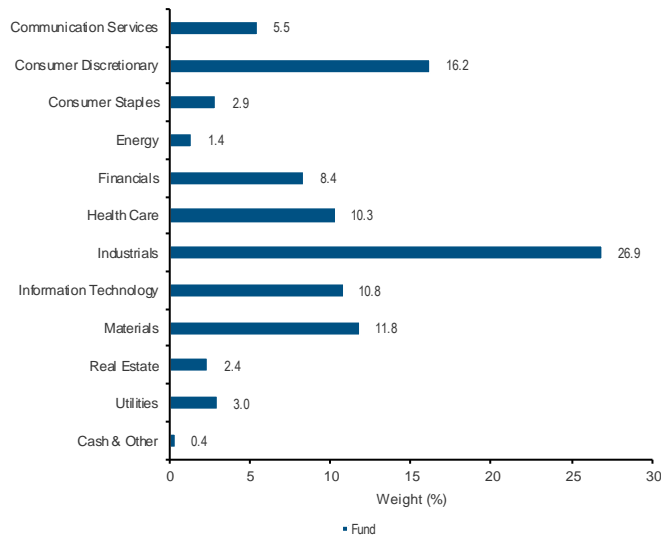
Cumulative Returns (%)



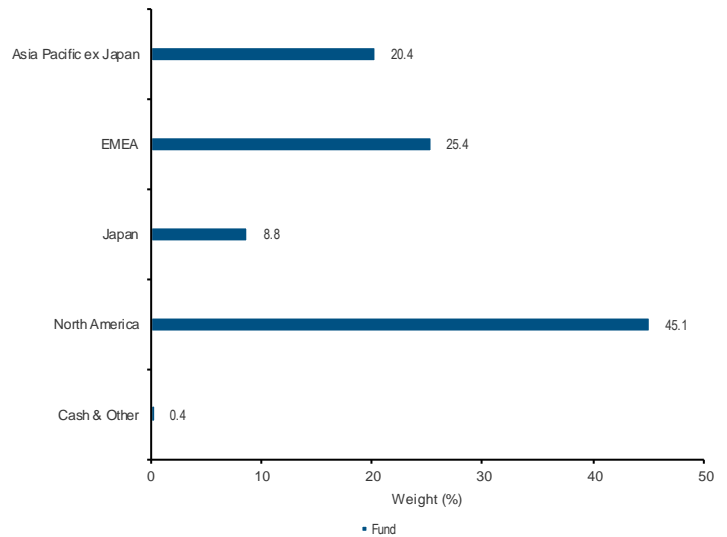
Risk Information

Investments in debt securities are subject to interest rate, credit and default risk. The fund may invest in emerging markets that may be more volatile and generate higher operational risks than equity markets of well established economies. The fund may invest in lower rated securities that are subject to higher credit risk and are more volatile than higher rated securities. The fund may invest in asset backed instruments that would lose their value if their underlying assets value was to diminish or if their issuer was to default and be unable to meet its contractual obligations. The fund may invest in securities that are less liquid because buyers/sellers are not always in sufficient numbers to trade these securities readily. Financial derivative instruments may be used as part of the investment process, which may increase the fund volatility and expose the fund to the risk of default of its counterparties. Currency forwards will be used to reduce the currency risk generated by investments in share-classes or instruments that are not denominated in the fund base currency. The effectiveness of that hedging process will be subject to counterparty and operational risk. Cash placed in time deposits or money market funds are exposed to their issuer default risk.

Allocation - Sector



Allocation - Region



Top Holdings

Name	Weight (%)
3 % CV ENDEAVOUR MNG 18/23 SR 144A	4.9
2.125% CV AMS 20/27 SR	3.2
0% CV JP MORGAN CHASE 20/23 SR	3.1
2.75%CV CALLAWAY GOLF 20/26 SR 144A	3.0
1 % CV BOSIDENG INTL 19/24 SR S	3.0
0.25% CV ZYNGA 20/24 SR	3.0
0% CV SBI HOLDINGS 20/25 SR	3.0
2.00 % CV FTI CONSULTING 18/23 SR	3.0
0% FALCK RENEWABLES 20/25 SR	3.0
0.875% CV KORIAN 20/27 SR S	3.0

Fund Information

Fund Inception Date	29.05.2013
Management Company	Mirabaud Asset Management (Europe) SA
Custodian	Pictet & Cie (Europe) SA
Auditor	Ernst & Young Luxembourg
Transfer Agent	FundPartner Solutions (Europe) SA
Administrator	FundPartner Solutions (Europe) SA
Representative (Switzerland):	Mirabaud Asset Management (Suisse) SA 29, Boulevard Georges-Favon, 1204 Geneva, Switzerland
Paying Agent (Switzerland):	Mirabaud & Cie SA 29, Boulevard Georges-Favon, 1204 Geneva, Switzerland
For additional information, please contact marketing@mirabaud-am.com .	

Information per Share Class

Name	NAV	CCY	ISIN	Name	NAV	CCY	ISIN
Mirabaud - Sustainable Convertibles Global A1H cap. EUR	125.89	EUR	LU2008302882	Mirabaud - Sustainable Convertibles Global 1H cap. EUR	126.67	EUR	LU2008303005
Mirabaud - Sustainable Convertibles Global A cap. USD	168.18	USD	LU0928190510	Mirabaud - Sustainable Convertibles Global I cap. USD	161.75	USD	LU0963989487
Mirabaud - Sustainable Convertibles Global A dist. USD	151.59	USD	LU0972400278	Mirabaud - Sustainable Convertibles Global IH cap. CHF	128.37	CHF	LU1325204458
Mirabaud - Sustainable Convertibles Global AH cap. CHF	127.99	CHF	LU1308949921	Mirabaud - Sustainable Convertibles Global IH cap. EUR	145.38	EUR	LU0963989560
Mirabaud - Sustainable Convertibles Global AH cap. EUR	150.29	EUR	LU0935157064	Mirabaud - Sustainable Convertibles Global N cap. USD	137.26	USD	LU1708487993
Mirabaud - Sustainable Convertibles Global AH cap. GBP	142.88	GBP	LU0978987823	Mirabaud - Sustainable Convertibles Global NH cap. CHF	130.26	CHF	LU1708488454
Mirabaud - Sustainable Convertibles Global DH cap. GBP	148.44	GBP	LU1060797062	Mirabaud - Sustainable Convertibles Global NH cap. EUR	127.67	EUR	LU1708488298

Disclaimer

This document contains information concerning collective investment schemes (hereinafter "funds") that are only available for distribution in the countries where these funds have been registered. This document is for the exclusive use of the individual to whom it has been given and may not be either copied or transferred to third parties. In addition, this document is not intended for any person who is a citizen or resident of any jurisdiction where the publication, distribution or use of the information contained herein would be subject to any restrictions or limitations. The contents of this document are for information purposes only and shall not be construed as an offer or a recommendation to subscribe fund units or shares, or to invest in any other financial instrument. The information contained in this document has been drawn from sources deemed reliable. However, the accuracy or completeness of the information contained in this document cannot be guaranteed, and some figures are only estimates. Past performance is not indicative or a guarantee of future returns. Performance figures are calculated on a NAV basis, taking into account dividends, if any, but not subscription and redemption fees that might be levied. Fund values can rise as well as fall, and investor losses may equal or exceed original investment. Before investing in any fund mentioned in this document, the investor should consult the latest versions of the legal documents pertaining to such funds and in particular the prospectus, which describes the risks related to the funds. Moreover every investor is recommended to seek legal and fiscal advice before taking any investment decision. The Prospectus, the Articles of Association as well as the Annual and Semi-Annual Reports of the Fund may be obtained free of charge with the Representative Agent in Switzerland - Mirabaud Asset Management (Switzerland) Ltd, 29, boulevard Georges-Favon, 1204 Geneva.