

LO Funds – Euro BBB-BB Fundamental Syst. Hdg, (USD) P Fact Sheet

Smart Beta • Fixed Income

31 July 2017

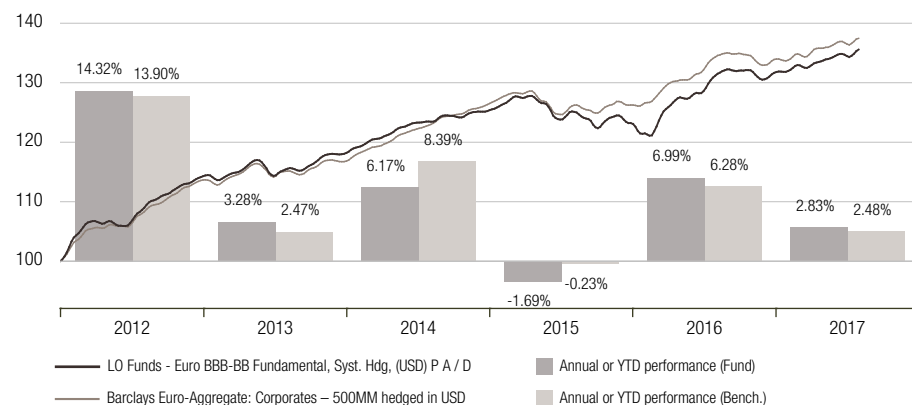
FUND FACTS

Domicile/Legal structure	Luxembourg/SICAV
Legal Status	UCITS
Fund inception date	1 December 2010
Currency of Fund	EUR
Currency of share class	USD Hedged
Fund manager	Y. Zufferey, J. Collet, A. Parker
Net assets (all classes)	USD 665.75 million
Number of positions	543
Liquidity (sub./red.)	Daily, 12:00
Min. investment	EUR 3'000 or equivalent
Management fee	0.50%
Distribution fee	0.50%
TER max (31 March 2017)	1.33%

HIGHLIGHTS

LO Funds - Euro BBB-BB Fundamental is a long-only euro corporate bond strategy launched in December 2010. It focuses on the cross-over segment between the investment grade (BBB rated bonds) and high yield universes (BB rated bonds). It seeks to deliver better risk-adjusted returns than traditional investment grade indices. The investment approach is two-fold: a beta allocation based on LOIM's fundamentally weighted methodology, which differs from a traditional market-cap approach by allocating to sectors and companies based on fundamental criteria; and a credit overlay component aiming to identify and exploit inefficiencies at issuer and issue levels while preserving the fundamental top-down allocation. Risk management is performed by fund managers at a portfolio level, alongside independent teams who manage investment risks and monitor operational risks.

NET PERFORMANCE AND ANNUAL PERFORMANCE IN USD Dec 31, 2011 - Jul 31, 2017



RISK AND REWARD PROFILE

1	2	3	4	5	6	7
Low						High

CODES	Class A	Class D
ISIN	LU0611911867	LU0611911941
Bloomberg	LOBBUPA LX	LOBBUPD LX
Telekurs	12749612	12749613
NAV	USD 19.09	USD 16.32

FISCAL INFORMATION

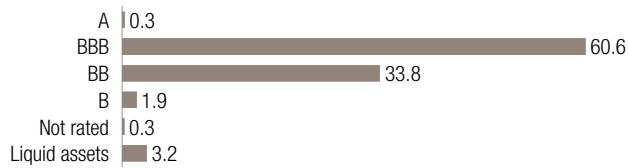
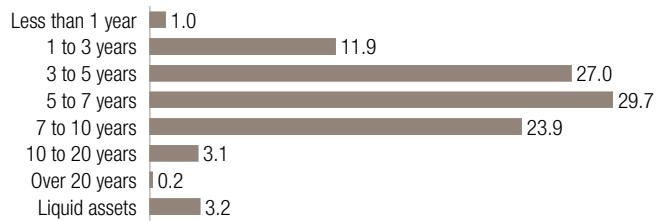
UKRFS A/D	Yes/No
DE InvStG	Transparent
Last dividend paid (30.11.2016)	USD 0.30

This fund is managed against our Fundamental Weight Driven Benchmark, which is based on a number of fundamental factors. These fundamental benchmark factors enable us to select the countries / corporates that have a high willingness to repay their debt. As we want to offer our investors transparency relative to an industry-wide recognized benchmark, we provide in this document, for informational purposes only, the performance and risk measure numbers relative to the traditional market-cap benchmark and not against our own Fundamental Weight Driven Benchmark. Value of investments is variable and can go down as well as up.

NET PERFORMANCE IN USD	Cumulative		Annualized	
	Fund	Bench.	Fund	Bench.
YTD	2.83%	2.48%	-	-
1 month	1.00%	0.98%	-	-
3 months	1.36%	1.12%	-	-
1 year	3.26%	2.17%	-	-
3 years	9.67%	11.87%	3.11%	3.79%
5 years	24.49%	26.81%	4.46%	4.85%
Total return (since 04.04.2011)	32.63%	39.10%	4.55%	5.33%

STATISTICS 31.07.2012 - 31.07.2017

	Fund	Bench.	Fund
Annualised volatility	3.35%	2.80%	Average coupon 3.09%
Sharpe ratio	1.19	1.56	Average maturity 5.14
Max. drawdown (monthly)	-4.71%	-3.12%	Average rating BBB
Correlation		0.902	Modified Duration 5.02
Tracking error		1.47%	Yield to maturity 1.52%
			Number of positions 543
			Non Government Bonds 96.78%

CREDIT RATINGS (IN %)**MATURITIES (IN %)****PORTFOLIO BREAKDOWN (IN %)****CORPORATE SECTORS (IN %)****MONTHLY RETURNS**

IN %	2012		2013		2014		2015		2016		2017	
	Fund	Bench.	Fund	Bench.	Fund	Bench.	Fund	Bench.	Fund	Bench.	Fund	Bench.
January	3.5	3.0	-0.8	-1.2	1.0	1.3	0.8	0.9	-0.9	0.7	-0.0	-0.4
February	2.5	1.8	0.9	1.2	0.8	0.6	0.9	0.6	0.1	0.5	1.1	1.3
March	0.6	0.8	0.4	0.5	0.4	0.4	-0.0	-0.1	2.9	1.6	-0.3	-0.2
April	-0.0	0.1	1.5	1.4	0.9	0.9	-0.3	-0.5	1.3	0.4	0.7	0.7
May	-0.6	0.1	0.1	-0.2	0.7	0.9	-0.4	-0.4	0.2	0.4	0.6	0.5
June	0.3	-0.2	-2.1	-1.6	0.6	0.6	-2.4	-2.0	0.6	1.1	-0.2	-0.4
July	2.4	2.4	1.1	0.9	0.3	0.5	1.2	1.3	2.2	1.8	1.0	1.0
August	1.3	1.1	-0.1	-0.2	0.7	1.2	-1.1	-0.8	0.8	0.4		
September	0.7	0.8	0.7	0.7	-0.1	0.2	-1.9	-0.7	-0.1	0.1		
October	1.3	1.2	1.5	1.2	0.2	0.5	2.1	1.5	-0.1	-0.6		
November	0.6	0.9	0.3	0.2	0.5	0.6	0.5	0.7	-1.1	-1.0		
December	1.0	1.0	-0.1	-0.4	0.1	0.5	-1.2	-0.7	1.0	0.8		
Year	14.3	13.9	3.3	2.5	6.2	8.4	-1.7	-0.2	7.0	6.3	2.8	2.5

KLID Are there any other particular risks?

The following risks may be materially relevant but may not always be adequately captured by the synthetic risk indicator and may cause additional loss:

- Liquidity risk: Where a significant level of investment is made in financial instruments that may under certain circumstances have a relatively low level of liquidity, there is a material risk that the fund will not be able to transact at advantageous times or prices. This could reduce the fund's returns.
- Concentration risk: To the extent that the fund's investments are concentrated in a

LL Glossary

Total Expense Ratio (TER): The total fees involved in managing and operating a fund. The TER included the annual management fee and other charges, for example legal, admin, and audit costs (source: annual audited reports or semi annual non audited reports).

Risk and Reward Profile: This indicator (SRRI) represents the annualized historical volatility of the Sub-Fund over a 5-year period. Where there are less than 5 years worth of data, missing returns are simulated using an appropriate benchmark. The SRRI may change over time and should not be used as an indicator of future risk or returns. Even the lowest risk classification does not imply that the Sub-Fund is risk-free or that capital is necessarily guaranteed or protected.

Volatility: A statistical measure of the fluctuations of a security's price. It can also be used to describe fluctuations in a particular market. High volatility is an indication of higher risk.

Sharpe Ratio: A measure of risk-adjusted performance. The higher the ratio, the better risk-adjusted performance has been.

Drawdown: A draw down is usually quoted as the percentage between the peak and

LL Disclaimer

This document is intended as advertising material.

This document has been prepared by Lombard Odier Funds (Europe) S.A. and is issued by Lombard Odier Asset Management (Europe) Limited, a private limited company incorporated in England and Wales with registered number 07099556, having its registered office at Queensberry House, 3 Old Burlington Street, London, United Kingdom, W1S 3AB, Lombard Odier Investment Managers ("LOIM") is a trade name.

The fund mentioned in this document (hereinafter the "Fund") is a Luxembourg investment company with variable capital (SICAV). The Fund is authorised and regulated by the Luxembourg Supervisory Authority of the Financial Sector (CSSF) as a UCITS within the meaning of EU Directive 2009/65/EC, as amended. The management company of the Fund is Lombard Odier Funds (Europe) S.A. (hereinafter the "Management Company"), a Luxembourg based public limited company (SA), having its registered office at 5, Allée Scheffer, L-2520 Luxembourg, authorized and regulated by the CSSF as a Management Company within the meaning of EU Directive 2009/65/EC, as amended. The Fund is only registered for public offering in certain jurisdictions. Consequently, the offering of the Fund's shares may be restricted in certain jurisdictions. Prospective investors must inform themselves of, and observe, such restrictions, including legal, tax, foreign exchange or other restrictions in their relevant jurisdictions. Neither this document nor any part of it shall form the basis of, or be relied on in connection with, any contract to purchase or subscription for the Fund's shares. **Any such acquisition may only be made on the basis of the official documents of the Fund each in their final form.** The articles of association, the prospectus, the Key Investor Information Document, the subscription form and the most recent annual and semi-annual reports are the only official offering documents of the Fund's shares (the "Offering Documents"). They are available in English and in French, free of charge, and in hardcopy at the registered office of the Fund or of the Management Company, from the distributors of the Fund or from the local representatives as mentioned below.

Switzerland. Supervisory Authority: FINMA (Autorité fédérale de surveillance des marchés financiers), Representative: Lombard Odier Asset Management (Switzerland) SA, 6 av. des Morgines, 1213 Petit-Lancy; Paying agent: Bank Lombard Odier & Co Ltd, 11 rue de la Corratierie, CH-1204 Geneva.

An investment in the Fund is not suitable for all investors. Making an investment in a Fund is speculative. There can be no assurance that the Fund's investment objective will be achieved or that there will be a return on capital. Past or estimated performance is not necessarily indicative of future results and no assurance can be made that profits will be achieved or that substantial losses will not be incurred. Where the fund is denominated in a currency other than an investor's base currency, changes in the rate of exchange may have an adverse effect on price and income. All performance figures reflect the reinvestment of interest and dividends and do not take account the commissions and costs incurred on the issue and redemption of shares/units; performance figures are estimated and unaudited. Net performance shows the performance net of fees and expenses for the relevant fund/share class over the reference period.

This document does not contain personalized recommendations or advice and is not intended to substitute any professional advice on investment in financial products. Before making an investment in the Fund, an investor should read the entire Offering Documents, and in particular the risk factors pertaining to an investment in the Fund, consider carefully the suitability of such investment to his/her particular circumstances and, where

particular country, market, industry, sector or asset class, the fund may be susceptible to loss due to adverse occurrences affecting that country, market, industry, sector or asset class.

- Model Risk: Models may be misspecified, badly implemented or may become inoperative when significant changes take place in the financial markets or in the organization. Such a model could unduly influence portfolio management and expose to losses.

For more details about risk, see section 5 "Risk Factors" of the prospectus.

trough of an investment during a specific period. It can help to compare an investment's possible reward to its risk.

Correlation: Correlation is a measure of how securities or asset classes move in relation to each other. Highly correlated investments tend to move up and down together while investments with low correlation tend to perform in different ways in different market conditions, providing investors with diversification benefits. Correlation is measured between 1 (perfect correlation) and -1 (perfect opposite correlation). A correlation coefficient of 0 suggests there is no correlation.

Tracking Error: A measure of how closely an investment portfolio follows the index against which it is benchmarked.

Yield to Maturity: The rate of return anticipated on a bond if it is held until the maturity date.

Modified Duration: This formula is used to determine the effect that a 100-basis-point (1%) change in interest rates will have on the price of a bond.

necessary, obtain independent professional advice in respect of risks, as well as any legal, regulatory, credit, tax, and accounting consequences. This document is the property of LOIM and is addressed to its recipient exclusively for their personal use. It may not be reproduced (in whole or in part), transmitted, modified, or used for any other purpose without the prior written permission of LOIM. It is not intended for distribution, publication, or use in any jurisdiction where such distribution, publication, or use would be unlawful. This document contains the opinions of LOIM, as at the date of issue. The information and analysis contained herein are based on sources believed to be reliable. All information and opinions as well as the prices indicated may change without notice. The contents of this document are intended for persons who are sophisticated investment professionals and who are either authorised or regulated to operate in the financial markets or persons who have been vetted by LOIM as having the expertise, experience and knowledge of the investment matters set out in this document and in respect of whom LOIM has received an assurance that they are capable of making their own investment decisions and understanding the risks involved in making investments of the type included in this document or other persons that LOIM has expressly confirmed as being appropriate recipients of this document. If you are not a person falling within the above categories you are kindly asked to either return this document to LOIM or to destroy it and are expressly warned that you must not rely upon its contents or have regard to any of the matters set out in this document in relation to investment matters and must not transmit this document to any other person. Neither this document nor any copy thereof may be sent, taken into, or distributed in the United States of America, any of its territories or possessions or areas subject to its jurisdiction, or to or for the benefit of a United States Person. For this purpose, the term "United States Person" shall mean any citizen, national or resident of the United States of America, partnership organized or existing in any state, territory or possession of the United States of America, a corporation organized under the laws of the United States or of any state, territory or possession thereof, or any estate or trust that is subject to United States Federal income tax regardless of the source of its income.

Source of the figures: Unless otherwise stated, figures are prepared by LOIM.

Important information on benchmarks: Any benchmarks/indices cited herein are provided for information purposes only. No benchmark/index is directly comparable to the investment objectives, strategy or universe of a fund. The performance of a benchmark shall not be indicative of past or future performance of any fund. It should not be assumed that the relevant fund will invest in any specific securities that comprise any index, nor should it be understood to mean that there is a correlation between such fund's returns and any index returns.

Important information on target performance/risk: Target performance/risk represents a portfolio construction goal. It does not represent past performance/risk and may not be representative of actual future performance/risk.

Important information on portfolio composition: The portfolio information provided in this document is for illustrative purposes only and does not purport to be recommendation of an investment in, or a comprehensive statement of all of the factors or considerations which may be relevant to an investment in, the referenced securities. They illustrate the investment process undertaken by the manager in respect of a certain type of investment, but may not be representative of the Fund's past or future portfolio of investments as a

whole and it should be understood that they will not of themselves be sufficient to give a clear and balanced view of the investment process undertaken by the manager or of the composition of the investment portfolio of the Fund. As the case may be, further information regarding the calculation methodology and the contribution of each holding in the representative account to the overall account's performance can be obtained by the

Fund or the Management Company.

© 2017 Lombard Odier Investment Managers – all rights reserved.